

Temperature Sensor - Lesson 3 Formative Assessment Questions

- 1) What emoji would you choose for the planet?
a) Solid
b) Liquid
c) Gas


- 2) What state is water when it melts?
a) Solid
b) Liquid
c) Gas

- 3) What state is water when it is steam?

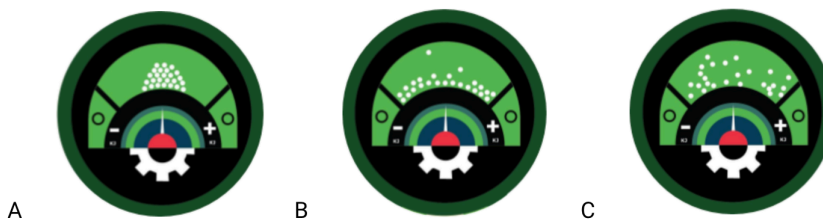


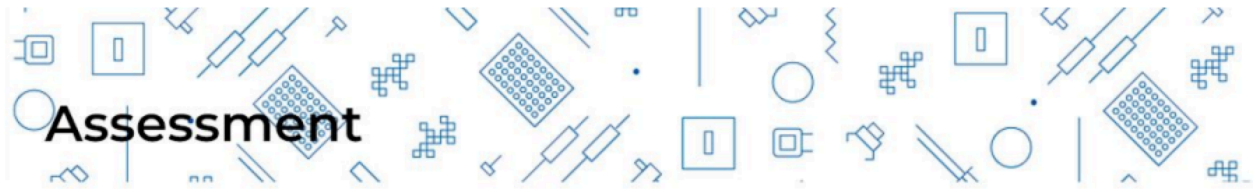
- a) Solid
b) Liquid
c) Gas

- 4) Identify the diagram for a solid state.



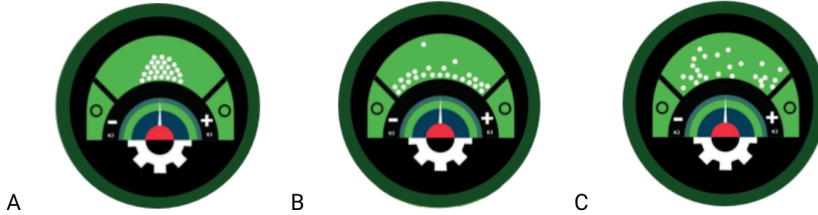
- 5) Identify the diagram for a liquid state.





Temperature Sensor - Lesson 3 Formative Assessment Questions

6) Identify the diagram for a gas state.



7) Which state doesn't hold its shape but retains its volume?

- a) Solid
- b) Liquid
- c) Gas

8) Which state doesn't hold its shape and volume?

- a) Solid
- b) Liquid
- c) Gas

9) Which state holds its shape and volume?

- a) Solid
- b) Liquid
- c) Gas

10) Which of the following is typically used to fill a balloon?

- a) Solid
- b) Liquid
- c) Gas